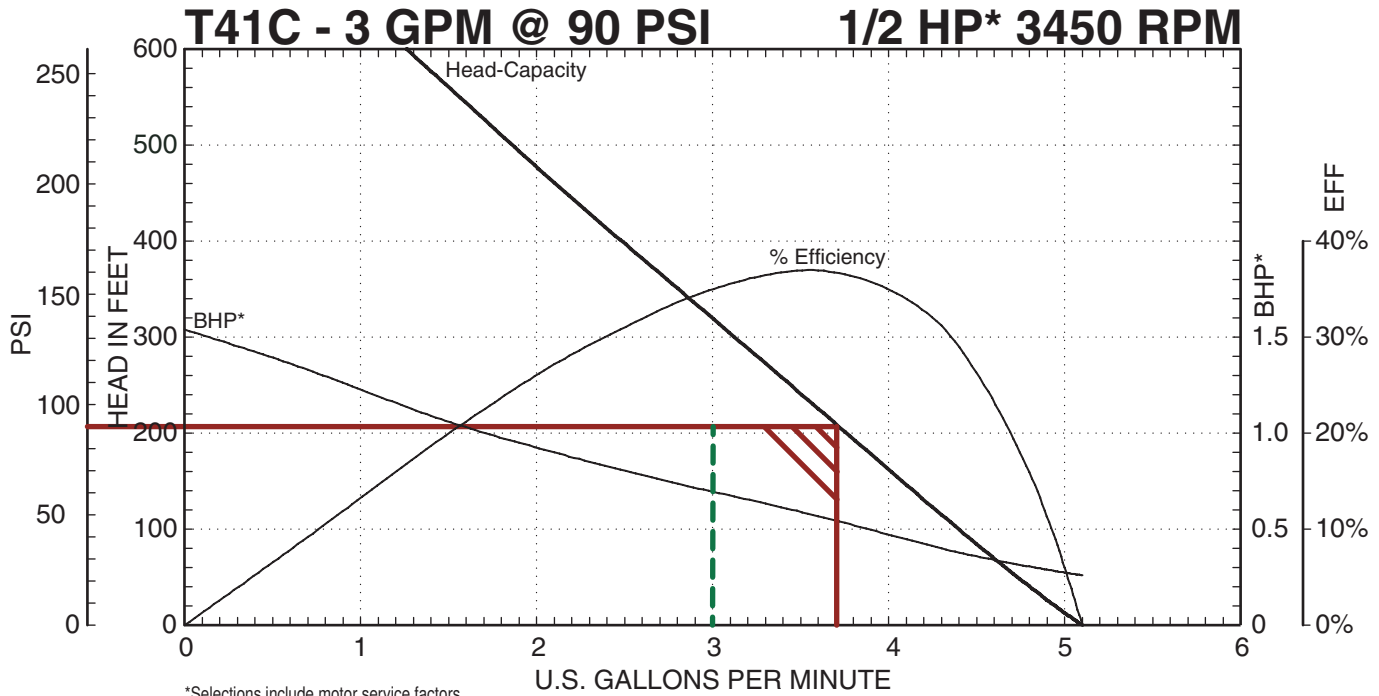
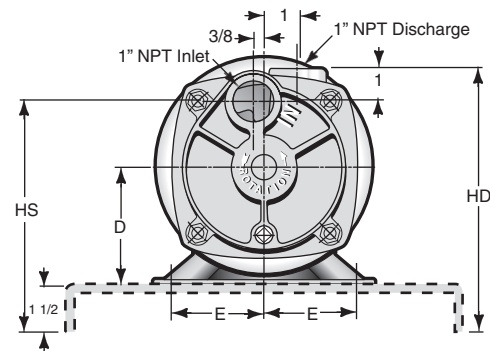
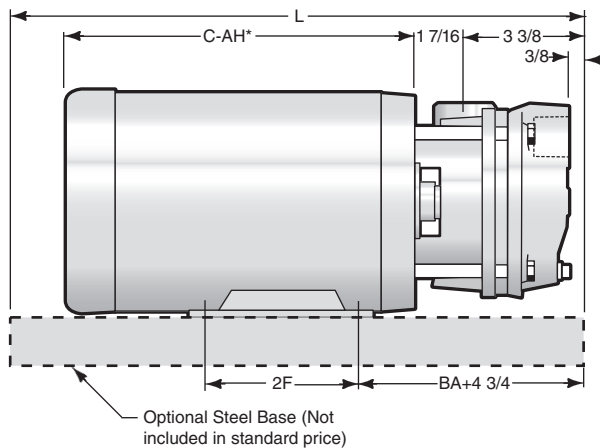
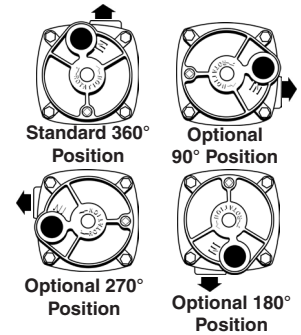


# T41C Jockey Pump Submittal Sheet

## Performance Curve



## Dimensions



### 1/2 Horepower Motor Dimensions

FRAME	D	BA+4 3/4	2F	E	H	HS	HD	L
56 C	3 1/2	7 3/8	3	2 7/16	5/16 - 18	7	8	18

#### NOTES

All dimensions in inches. May vary  $\pm$  1/4 inches.  
 Not for construction purposes unless certified.  
 \*See motor dimensions for "C-AH" dimension  
 (Varies depending on motor enclosure).

© Copyright 2019 MTH Tool Company, Inc.



401 West Main Street • Plano, IL 60545-1436  
 Phone: 630-552-4115 • Fax: 630-552-3688  
 Email: SALES@MTHPUMPS.COM  
<http://WWW.MTHPUMPS.COM>

Dated February 2019

# Horizontal Close Coupled Design Specifications

The contractor shall furnish (and install as shown on the plans) an MTH T41 Series horizontal close coupled regenerative turbine type pump model T41C size 1" by 1" of bronze fitted construction. Each pump shall have a capacity of \_\_\_\_GPM when operating at a total PSI of \_\_\_\_\_. Suction pressure will be \_\_\_\_feet with a liquid temperature of \_\_\_\_°F.

The pump is to be furnished with a mechanical seal with stainless steel metal parts, Buna elastomers, ceramic seat and carbon washer. A stainless steel shaft or a shaft sleeve shall be furnished in pumps up to three horsepower and a 316 stainless steel shaft in pumps five horsepower and larger.

The pump casing shall be vertically split two piece, end suction and top discharge with water passageways accurately machined into each piece. The impeller shall be hydraulically self centering and no external adjustment shall be necessary.

The pump shall be close coupled to a standard NEMA "C" face 1/2 HP \_\_\_\_phase \_\_\_\_Hertz \_\_\_\_voltage \_\_\_\_RPM horizontal open drip proof motor. The motor shall be sized to prevent overloading at the highest head condition listed in the specifications.

## 1-Phase Bills of Materials

Item ID: 8C-T410CBFSCXSAXX-CF51AD		
Item Description: T410C BF T21 Cer C/C 1/3 HP 1/60/115/208-230V 3450 RPM ODP Motor		
Item Number	Description	Qty Needed
12-1068-01-457	Type 21 Rotating Element .875" Buna Seal	1
1-2214-0C-543	T41 C Motor Bracket, Teflon Coated	1
2-2204-0C-543	T41 C Cover, Teflon Coated	1
17-1390-01-181	Sleeve, Shaft, Brass	1
15-1168-01-104	Setscrew, 18-8 SS	2
125-1282-01-592	Seal Seat, 0.875 Ceramic, O-Ring Style	1
22-4265-01-101	Plug, 1/8 SAE	1
135-1179-01-457	O Ring, -218 Buna Included w/ Seat	1
7-3970-01-457	O Ring, .902 Buna (Drain Plug)	1
7-2479-01-457	O Ring, -159 Buna	1
DLC-1242-05-ODP	Motor, 56C-Face, DLT Electric, 1/2 Hp, 1 Phase, 2 Poles, ODP CC	1
19-1997-01-080	Machine Bolt, 3/8-16 + 4"L	4
23-1487-01-080	Key, Sleeve	1
11-2224-0C-206	Impeller, T41C Bronze	1
23-1022-01-104	Drive Key, 316SS	1
14-1049-01-080	Drive Collar	1

## 1-Phase Motor Nameplate

**DLT Electric, LLC**  
 202 West Main Street • Plano, IL 60545

HP 1/2	SF 1.60	PH 1
HZ 60	RPM 3450	INS B
VAC 115/208-230	FR 48	MAX AMB 40C
FLA 6.9/3.5-3.4	ENC ODP	KVA CODE P
SFA 9.5/5.1-4.7	DUTY CONT	

PN: DLC-5000-05-ODP-K SN: C09-UL-0

**Connections**

Rotation is CCW facing shaft end to reverse rotation switch red and black leads.

**WARNING**  
 ALWAYS DISCONNECT MOTOR FROM POWER BEFORE SERVICING  
 THERMALLY PROTECTED AUTOMATIC RESET  
 MOTOR WILL RESTART WITHOUT WARNING AFTER PROTECTOR TRIPS. DO NOT INSTALL THIS MOTOR ON EQUIPMENT WHERE AUTOMATIC START UP COULD RESULT IN INJURY.

**GROUNDING**  
 FATAL ELECTRICAL SHOCK MAY RESULT IF MOTOR FRAME AND ADJACENT METAL IS NOT GROUNDED IN COMPLIANCE WITH ELECTRICAL CODE.

NOTE: NUT REQUIRED WITH CONDUIT FITTING

## 3-Phase Bills of Materials

Item ID: 8C-T410CBFSCXSAXX-CF59ED		
Item Description: T410C BF T21 Cer C/C 1/2 HP 3/60/208-230/460V 3450 RPM ODP motor		
Item Number	Description	Qty Needed
12-1068-01-457	Type 21 Rotating Element .875" Buna Seal	1
1-2214-0C-543	T41 C Motor Bracket, Teflon Coated	1
2-2204-0C-543	T41 C Cover, Teflon Coated	1
17-1390-01-181	Sleeve, Shaft, Brass	1
15-1168-01-104	Setscrew, 18-8 SS	2
125-1282-01-592	Seal Seat, 0.875 Ceramic, O-Ring Style	1
22-4265-01-101	Plug, 1/8 SAE	1
135-1179-01-457	O Ring, -218 Buna Included w/ Seat	1
7-3970-01-457	O Ring, .902 Buna (Drain Plug)	1
7-2479-01-457	O Ring, -159 Buna	1
FRC-1250-05-ODP	1/2 HP 3/60/230/460V 3450 RPM ODP Bluffton [3/50/190/380--2880]	1
19-1997-01-080	Machine Bolt, 3/8-16 + 4"L	4
23-1487-01-080	Key, Sleeve	1
11-2224-0C-206	Impeller, T41C Bronze	1
23-1022-01-104	Drive Key, 316SS	1
14-1049-01-080	Drive Collar	1

## 3-Phase Motor Nameplate

### BLUFFTON MOTOR WORKS

410 E. Spring St.  
Bluffton, Indiana 46714

Blank

MOD 1303007150  
REF 125005ODP

60 HZ		50 HZ			
HP 1/2	1/2	FR 56C	PH 3		
RPM 3450	2850	MB 40	INS B		
V 208-230/460	190-220/380-440	ENC D P			
FLA 1.8-1.8/9	2.6-2.8/1.3-1.4	TIME RATE CONT			
SF 16	1.0	L			
SFA 2.6-2.6/1.3	Blank	REV. CODE			
		DATE CODE			

**LOW VOLTAGE**

**HIGH VOLTAGE**

**WARNING** - Always disconnect motor from power supply before servicing.  
**MOTOR CONTAINS NO THERMAL PROTECTOR** - Separate over current protection must be provided to prevent burnout and possible fire hazard from overload or stalled motor.  
**GROUNDING** - Fatal electrical shock may result if motor frame and adjacent metal are not grounded in compliance with electrical code.



401 West Main Street • Plano, IL 60545-1436  
 Phone: 630-552-4115 • Fax: 630-552-3688  
 Email: SALES@MTHPUMPS.COM  
 http://WWW.MTHPUMPS.COM